

CHILD WELFARE

DCFS received **51,639** reports of child abuse or neglect to its statewide, toll-free, 24/7 hotline **1-855-4LA-KIDS (1-855-452-5437)**.

2,822

families served in their homes

6,272

children served in Foster Care

364

youth* served in Extended Foster Care
*(ages 18-21)

749

newly certified foster homes

1,740 children reunified with families

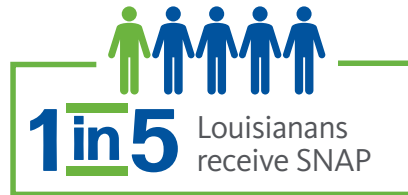


700 children adopted

FAMILY SUPPORT

Supplemental Nutrition Assistance Program

In FFY 2022, an average **827,586** residents (18.5% of pop.) received **\$205 million** in SNAP benefits, including **\$68 million** in Emergency Allotments, monthly.



P-EBT (Pandemic EBT)

2.9 million Louisiana children received **\$350 million** in P-EBT benefits from January 2022 - December 2022.

Child Support Enforcement

There were **243,093** cases monthly on average, and a total of **\$420.3 million** was collected in FFY 2022.

Disability Determination Services

Disability Determination Services adjudicated claims for **55,152** adults and **11,981** children in FFY 2022.

Kinship Care Subsidy Program

An average **2,576** children received **\$1 million** in KCSP benefits monthly.

Employment & Training

30 partners were reimbursed **\$8.1 million** in federal funds for employment & training services statewide.

Family Independence Temporary Assistance Program

An average **4,799** residents received **\$728,790** in FITAP benefits monthly.

2022: Helping Our Neighbors in Need

→ Addressing Poverty & the Needs of Louisiana's Most Vulnerable

- **Doubled federal cash benefits** from \$240 to \$484 per month under the **Family Independence Temporary Assistance Program (FITAP)** and from \$222 to \$450 per month for each eligible child under the **Kinship Care Subsidy Program (KCSP)**, beginning in January 2022.
- **211 Partnership** - Signed a cooperative endeavor agreement with **Louisiana Association of United Ways** to establish a Louisiana **211 partnership** to help residents find resources in their communities and statewide – for food assistance, health care, shelter and more. In 2022, **more than 129,174 residents** have been helped by dialing 211 to meet **148,406 basic needs**, with **more than 253,377 referrals** made throughout the state. The partnership has helped **1,656 kinship caregivers meet 3,323 needs** throughout 2022.
- **SNAP Online Purchasing** - Improved access to food assistance with **online food purchasing** for SNAP, D-SNAP, P-EBT, FITAP and KCSP recipients, beginning in February 2022.

Doubling the federal cash benefit for Louisiana's most vulnerable families propelled the state from 48th in the nation to the national average.

→ Achieving Permanency for Children & Youth

- Found **permanent homes for 700 foster children**, including 3 from **Extended Foster Care**, which serves young adults ages 18-21. In total, **almost 5,300** children and youth have been adopted from foster care since 2016.
- **Reunited 1,740 children** with their families. Since 2016, **more than 14,000** children in foster care have been reunited with their families.

→ Stabilizing DCFS Workforce (Child Welfare and Family Support)

- Implemented new model for hiring staff that included hiring fairs, same-day interviews and streamlined offers and onboarding. Rate of **hiring outpaced separations by 72%** since July 2022 (as of March 8, 2023).

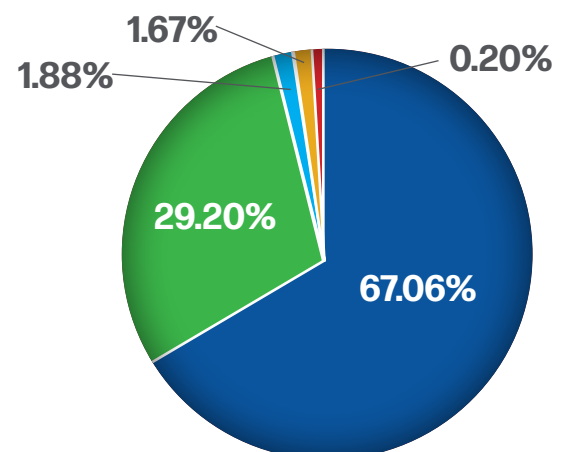
- **Responding and Recovering from Disasters** – Louisiana finally got a break from major emergencies in 2022. Still, Emergency Preparedness (EP) staff persisted with disaster preparedness activities and training, and responded to **5 emergency events**, including assisting Florida with a team to support Hurricane Ian efforts. The EP Team has also provided significant planning and logistical support to the department in addressing staffing challenges and hiring fair operations.

DCFS Economic Impact

DCFS employs **about 3,500 full-time staff** around the state. In FFY 2022, **4,303 retailers** accepted **\$2.5 billion in SNAP benefits**, contributing **about \$3.8 billion** to Louisiana's economy indirectly, and **supporting approximately 34,000 jobs**.

Existing Operating Budget (SFY)

- STATE GENERAL FUND (Direct)
- Interagency Transfer
- Fees & Self-Generated Revenues
- Statutory Dedications
- FEDERAL FUNDS



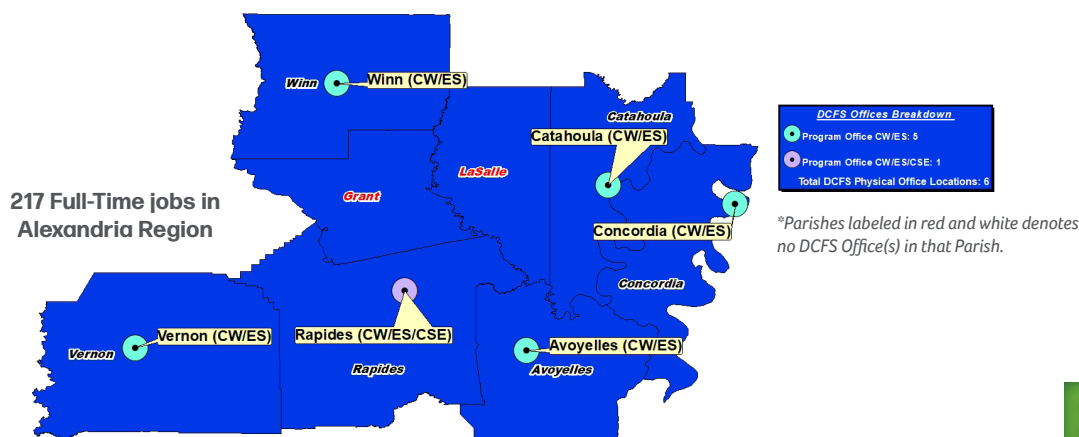
ALEXANDRIA REGIONAL DATA

Avoyelles, Catahoula, Concordia, Grant, LaSalle, Rapides, Vernon and Winn Parishes



Child Welfare	
Reports of Suspected Abuse/Neglect (FFY Total)	3,683
Child Protection Investigations (FFY Total)	1,551
Families Served in FS (FFY Total)	235
Children Served in FC (FFY Monthly Average)	374
Children Served in FC (FFY Total)	648
Youth Served in EFC (FFY Total)	34
Children Reunited with Family (FFY Total)	159
Children Adopted (FFY Total, as announced)	74
Newly Certified Foster Homes (FFY Total)	75
Substance Exposed Newborn Investigations (FFY Total)	165
Substance Exposed Newborn Victims (FFY Total)	166
Family Support	
Child Support Enforcement (CSE)	
CSE Cases (FFY Monthly Average)	14,968
CSE Collections (FFY Total)	\$29,375,864
Family Independence Temporary Assistance Program (FITAP)	
FITAP Recipients (FFY Monthly Average)	292
FITAP Benefits (FFY Monthly Average)	\$44,957
FITAP Benefits (FFY TOTAL)	\$539,488
Kinship Care Subsidy Program (KCSP)	
KCSP Recipients (FFY Monthly Average)	218
KCSP Benefits (FFY Monthly Average)	\$87,897
KCSP Benefits (FFY TOTAL)	\$1,054,767
Supplemental Nutrition Assistance Program (SNAP)	
SNAP Recipients each month, on avg. (FFY Monthly Average)	58,207
SNAP Benefits Issued (include EA) in FFY 2022 (FFY Monthly Average)	\$14,441,221
SNAP Benefits Issued in FFY 2022 (FFY TOTAL)	\$173,294,657
SNAP Emergency Allotments Issued in FFY 2022 (TOTAL)	\$60,369,778
SNAP Applications Processed FFY 2022	31,960
Population percentage receiving SNAP in FFY 2022	20.0%
SNAP Economic Impact FFY 2022	\$266,873,722

Louisiana Department of Children and Family Services Economic Stability, Child Welfare, Child Support Enforcement, and DDS Offices Alexandria Region 7



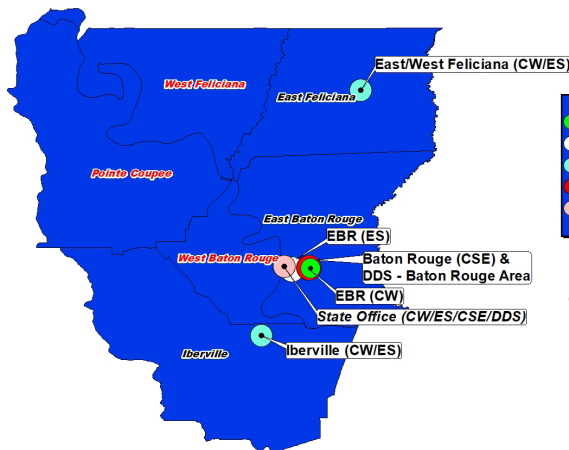
BATON ROUGE REGIONAL DATA



E. Baton Rouge, E. Feliciana, Iberville, Pointe Coupee, W. Baton Rouge and W. Feliciana Parishes

Child Welfare	
Reports of Suspected Abuse/Neglect (FFY Total)	6,297
Child Protection Investigations (FFY Total)	2,470
Families Served in FS (FFY Total)	290
Children Served in FC (FFY Monthly Average)	348
Children Served in FC (FFY Total)	595
Youth Served in EFC (FFY Total)	41
Children Reunited with Family (FFY Total)	133
Children Adopted (FFY Total, as announced)	37
Newly Certified Foster Homes (FFY Total)	49
Substance Exposed Newborn Investigations (FFY Total)	450
Substance Exposed Newborn Victims (FFY Total)	462
Family Support	
Child Support Enforcement (CSE)	
CSE Cases (FFY Monthly Average)	22,685
CSE Collections (FFY Total)	\$42,738,673
Family Independence Temporary Assistance Program (FITAP)	
FITAP Recipients (FFY Monthly Average)	650
FITAP Benefits (FFY Monthly Average)	\$97,559
FITAP Benefits (FFY TOTAL)	\$1,170,702
Kinship Care Subsidy Program (KCSP)	
KCSP Recipients (FFY Monthly Average)	236
KCSP Benefits (FFY Monthly Average)	\$105,569
KCSP Benefits (FFY TOTAL)	\$1,266,831
Supplemental Nutrition Assistance Program (SNAP)	
SNAP Recipients each month, on avg. (FFY Monthly Average)	96,907
SNAP Benefits Issued (include EA) in FFY 2022 (FFY Monthly Average)	\$24,226,681
SNAP Benefits Issued in FFY 2022 (FFY TOTAL)	\$290,720,169
SNAP Emergency Allotments Issued in FFY 2022 (TOTAL)	\$92,730,295
SNAP Applications Processed FFY 2022	64,968
Population percentage receiving SNAP in FFY 2022	18.0%
SNAP Economic Impact FFY 2022	\$447,709,060

Louisiana Department of Children and Family Services Economic Stability, Child Welfare, Child Support Enforcement, and DDS Offices
Baton Rouge Region 2



DCFS Offices Breakdown	
Program Office CW:	1
Program Office ES:	1
Program Office CW/ES:	2
Program Office CSE/DDS:	1
Program Office CW/ES/CSE/DDS:	1
Total DCFS Physical Office Locations: 6	

1,138 Full-Time jobs in Baton Rouge Region

*Parishes labeled in red and white denotes no DCFS Office(s) in that Parish.

MARCH 2023

COVINGTON REGIONAL DATA

Livingston, St. Helena, St. Tammany, Tangipahoa, and Washington Parishes



Child Welfare	
Reports of Suspected Abuse/Neglect (FFY Total)	7,146
Child Protection Investigations (FFY Total)	2,833
Families Served in FS (FFY Total)	470
Children Served in FC (FFY Monthly Average)	600
Children Served in FC (FFY Total)	972
Youth Served in EFC (FFY Total)	92
Children Reunited with Family (FFY Total)	185
Children Adopted (FFY Total, as announced)	141
Newly Certified Foster Homes (FFY Total)	122
Substance Exposed Newborn Investigations (FFY Total)	350
Substance Exposed Newborn Victims (FFY Total)	354
Family Support	
Child Support Enforcement (CSE)	
CSE Cases (FFY Monthly Average)	19,182
CSE Collections (FFY Total)	\$39,703,420
Family Independence Temporary Assistance Program (FITAP)	
FITAP Recipients (FFY Monthly Average)	438
FITAP Benefits (FFY Monthly Average)	\$65,664
FITAP Benefits (FFY TOTAL)	\$767,966
Kinship Care Subsidy Program (KCSP)	
KCSP Recipients (FFY Monthly Average)	315
KCSP Benefits (FFY Monthly Average)	\$127,704
KCSP Benefits (FFY TOTAL)	\$1,532,451
Supplemental Nutrition Assistance Program (SNAP)	
SNAP Recipients each month, on avg. (FFY Monthly Average)	86,039
SNAP Benefits Issued (include EA) in FFY 2022 (FFY Monthly Average)	\$21,252,051
SNAP Benefits Issued in FFY 2022 (FFY TOTAL)	\$255,024,607
SNAP Emergency Allotments Issued in FFY 2022 (TOTAL)	\$83,033,174
SNAP Applications Processed FFY 2022	52,233
Population percentage receiving SNAP in FFY 2022	15.8%
SNAP Economic Impact FFY 2022	\$392,737,895

Louisiana Department of Children and Family Services Economic Stability, Child Welfare, Child Support Enforcement, and DDS Offices
Covington Region 3



*Parishes labeled in red and white denotes no DCFS Office(s) in that Parish.

320 Full-Time jobs in Covington Region

MARCH 2023

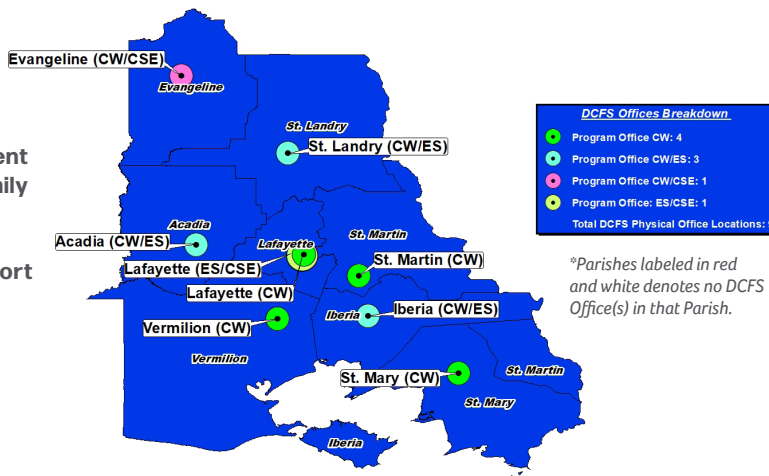
LAFAYETTE REGIONAL DATA

Acadia, Evangeline, Iberia, Lafayette, St. Landry, St. Martin, St. Mary and Vermilion Parishes



Child Welfare	
Reports of Suspected Abuse/Neglect (FFY Total)	6,826
Child Protection Investigations (FFY Total)	2,744
Families Served in FS (FFY Total)	434
Children Served in FC (FFY Monthly Average)	563
Children Served in FC (FFY Total)	994
Youth Served in EFC (FFY Total)	47
Children Reunited with Family (FFY Total)	314
Children Adopted (FFY Total, as announced)	115
Newly Certified Foster Homes (FFY Total)	142
Substance Exposed Newborn Investigations (FFY Total)	328
Substance Exposed Newborn Victims (FFY Total)	333
Family Support	
Child Support Enforcement (CSE)	
CSE Cases (FFY Monthly Average)	33,856
CSE Collections (FFY Total)	\$66,020,763
Family Independence Temporary Assistance Program (FITAP)	
FITAP Recipients (FFY Monthly Average)	878
FITAP Benefits (FFY Monthly Average)	\$129,693
FITAP Benefits (FFY TOTAL)	\$1,556,319
Kinship Care Subsidy Program (KCSP)	
KCSP Recipients (FFY Monthly Average)	480
KCSP Benefits (FFY Monthly Average)	\$196,029
KCSP Benefits (FFY TOTAL)	\$2,352,344
Supplemental Nutrition Assistance Program (SNAP)	
SNAP Recipients each month, on avg. (FFY Monthly Average)	134,470
SNAP Benefits Issued (include EA) in FFY 2022 (FFY Monthly Average)	\$33,079,471
SNAP Benefits Issued in FFY 2022 (FFY TOTAL)	\$396,953,653
SNAP Emergency Allotments Issued in FFY 2022 (TOTAL)	\$132,480,468
SNAP Applications Processed FFY 2022	71,119
Population percentage receiving SNAP in FFY 2022	21.2%
SNAP Economic Impact FFY 2022	\$611,308,626

Louisiana Department of Children and Family Services Economic Stability, Child Welfare, Child Support Enforcement, and DDS Offices Lafayette Region 5



377 Full-Time jobs in Lafayette Region

*Parishes labeled in red and white denotes no DCFS Office(s) in that Parish.

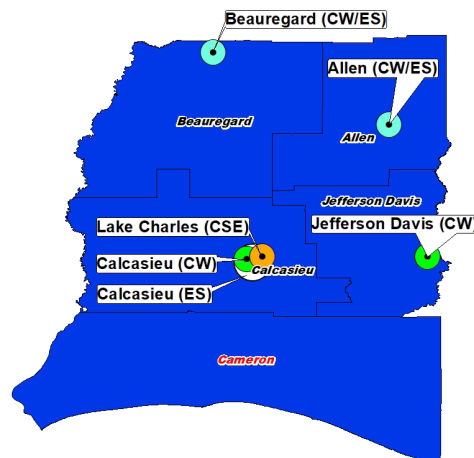
LAKE CHARLES REGIONAL DATA

Allen, Beauregard, Calcasieu, Cameron, and Jefferson Davis Parishes



Child Welfare	
Reports of Suspected Abuse/Neglect (FFY Total)	3,391
Child Protection Investigations (FFY Total)	1,471
Families Served in FS (FFY Total)	167
Children Served in FC (FFY Monthly Average)	320
Children Served in FC (FFY Total)	491
Youth Served in EFC (FFY Total)	17
Children Reunited with Family (FFY Total)	94
Children Adopted (FFY Total, as announced)	70
Newly Certified Foster Homes (FFY Total)	72
Substance Exposed Newborn Investigations (FFY Total)	113
Substance Exposed Newborn Victims (FFY Total)	114
Family Support	
Child Support Enforcement (CSE)	
CSE Cases (FFY Monthly Average)	10,775
CSE Collections (FFY Total)	\$22,411,338
Family Independence Temporary Assistance Program (FITAP)	
FITAP Recipients (FFY Monthly Average)	227
FITAP Benefits (FFY Monthly Average)	\$34,612
FITAP Benefits (FFY TOTAL)	\$415,348
Kinship Care Subsidy Program (KCSP)	
KCSP Recipients (FFY Monthly Average)	192
KCSP Benefits (FFY Monthly Average)	\$76,212
KCSP Benefits (FFY TOTAL)	\$914,545
Supplemental Nutrition Assistance Program (SNAP)	
SNAP Recipients each month, on avg. (FFY Monthly Average)	44,913
SNAP Benefits Issued (include EA) in FFY 2022 (FFY Monthly Average)	\$10,914,642
SNAP Benefits Issued in FFY 2022 (FFY TOTAL)	\$130,975,702
SNAP Emergency Allotments Issued in FFY 2022 (TOTAL)	\$43,127,110
SNAP Applications Processed FFY 2022	29,694
Population percentage receiving SNAP in FFY 2022	15.8%
SNAP Economic Impact FFY 2022	\$201,702,581

Louisiana Department of Children and Family Services Economic Stability, Child Welfare, Child Support Enforcement, and DDS Offices
Lake Charles Region 6



DCFS Offices Breakdown	
Program Office CW: 2	
Program Office ES: 1	
Program Office CSE: 1	
Program Office CW/ES: 2	
Total DCFS Physical Office Locations: 6	

*Parishes labeled in red and white denotes no DCFS Office(s) in that Parish.

158 Full-Time jobs in Lake Charles Region

MARCH 2023

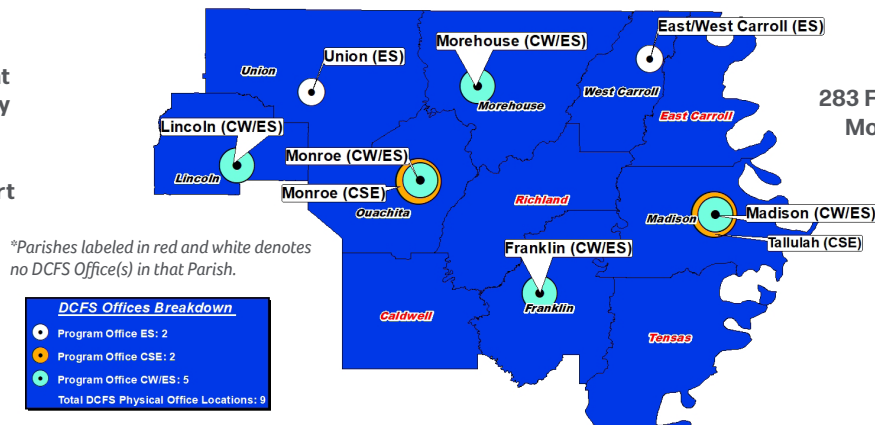
MONROE REGIONAL DATA



Caldwell, East Carroll, Franklin, Lincoln, Madison, Morehouse, Ouachita, Richland, Tensas, Union and West Carroll Parishes (Jackson and Bienville Parishes' Economic Stability data also counted within this Region)

Child Welfare	
Reports of Suspected Abuse/Neglect (FFY Total)	3,751
Child Protection Investigations (FFY Total)	1,574
Families Served in FS (FFY Total)	285
Children Served in FC (FFY Monthly Average)	377
Children Served in FC (FFY Total)	588
Youth Served in EFC (FFY Total)	32
Children Reunited with Family (FFY Total)	140
Children Adopted (FFY Total, as announced)	67
Newly Certified Foster Homes (FFY Total)	93
Substance Exposed Newborn Investigations (FFY Total)	178
Substance Exposed Newborn Victims (FFY Total)	180
Family Support	
Child Support Enforcement (CSE)	
CSE Cases (FFY Monthly Average)	20,314
CSE Collections (FFY Total)	\$34,693,165
Family Independence Temporary Assistance Program (FITAP)	
FITAP Recipients (FFY Monthly Average)	624
FITAP Benefits (FFY Monthly Average)	\$95,104
FITAP Benefits (FFY TOTAL)	\$1,141,250
Kinship Care Subsidy Program (KCSP)	
KCSP Recipients (FFY Monthly Average)	285
KCSP Benefits (FFY Monthly Average)	\$118,126
KCSP Benefits (FFY TOTAL)	\$1,417,506
Supplemental Nutrition Assistance Program (SNAP)	
SNAP Recipients each month, on avg. (FFY Monthly Average)	79,976
SNAP Benefits Issued (include EA) in FFY 2022 (FFY Monthly Average)	\$19,819,316
SNAP Benefits Issued in FFY 2022 (FFY TOTAL)	\$237,831,787
SNAP Emergency Allotments Issued in FFY 2022 (TOTAL)	\$81,881,485
SNAP Applications Processed FFY 2022	49,233
Population percentage receiving SNAP in FFY 2022	22.9%
SNAP Economic Impact FFY 2022	\$366,260,952

Louisiana Department of Children and Family Services Economic Stability, Child Welfare, Child Support Enforcement, and DDS Offices
Monroe Region 9

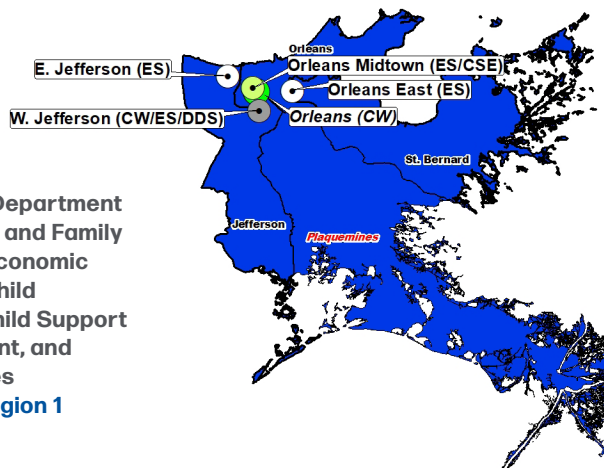


ORLEANS REGIONAL DATA

Jefferson, Orleans, Plaquemines and St. Bernard Parishes



Child Welfare	
Reports of Suspected Abuse/Neglect (FFY Total)	10,519
Child Protection Investigations (FFY Total)	3,673
Families Served in FS (FFY Total)	399
Children Served in FC (FFY Monthly Average)	206
Children Served in FC (FFY Total)	502
Youth Served in EFC (FFY Total)	42
Children Reunited with Family (FFY Total)	247
Children Adopted (FFY Total, as announced)	49
Newly Certified Foster Homes (FFY Total)	62
Substance Exposed Newborn Investigations (FFY Total)	264
Substance Exposed Newborn Victims (FFY Total)	273
Family Support	
Child Support Enforcement (CSE)	
CSE Cases (FFY Monthly Average)	37,468
CSE Collections (FFY Total)	\$65,092,808
Family Independence Temporary Assistance Program (FITAP)	
FITAP Recipients (FFY Monthly Average)	800
FITAP Benefits (FFY Monthly Average)	\$123,002
FITAP Benefits (FFY TOTAL)	\$1,476,025
Kinship Care Subsidy Program (KCSP)	
KCSP Recipients (FFY Monthly Average)	329
KCSP Benefits (FFY Monthly Average)	\$133,934
KCSP Benefits (FFY TOTAL)	\$1,607,203
Supplemental Nutrition Assistance Program (SNAP)	
SNAP Recipients each month, on avg. (FFY Monthly Average)	154,026
SNAP Benefits Issued (include EA) in FFY 2022 (FFY Monthly Average)	\$38,919,531
SNAP Benefits Issued in FFY 2022 (FFY TOTAL)	\$467,034,375
SNAP Emergency Allotments Issued in FFY 2022 (TOTAL)	\$153,874,491
SNAP Applications Processed FFY 2022	96,286
Population percentage receiving SNAP in FFY 2022	18.1%
SNAP Economic Impact FFY 2022	\$719,232,938



Louisiana Department of Children and Family Services Economic Stability, Child Welfare, Child Support Enforcement, and DDS Offices
Orleans Region 1

DCFS Offices Breakdown	
●	Program Office CW: 1
●	Program Office ES: 2
●	Program Office ES/CSE: 1
●	Program Office CW/ES/DDS: 1
Total DCFS Physical Office Locations: 5	

*Parishes labeled in red and white denotes no DCFS Office(s) in that Parish.

411 Full-Time jobs in Orleans Region

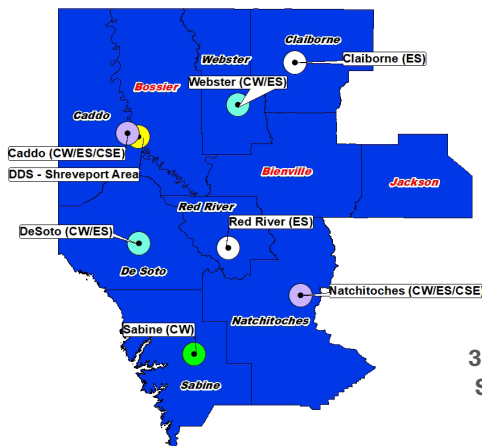
SHREVEPORT REGIONAL DATA



Bienville, Bossier, Caddo, Claiborne, DeSoto, Jackson, Natchitoches, Red River, Sabine, and Webster Parishes (Bienville and Jackson Parishes' Economic Stability data included in Monroe Region)

Child Welfare	
Reports of Suspected Abuse/Neglect (FFY Total)	5,797
Child Protection Investigations (FFY Total)	2,306
Families Served in FS (FFY Total)	337
Children Served in FC (FFY Monthly Average)	364
Children Served in FC (FFY Total)	734
Youth Served in EFC (FFY Total)	18
Children Reunited with Family (FFY Total)	318
Children Adopted (FFY Total, as announced)	53
Newly Certified Foster Homes (FFY Total)	86
Substance Exposed Newborn Investigations (FFY Total)	164
Substance Exposed Newborn Victims (FFY Total)	168
Family Support	
Child Support Enforcement (CSE)	
CSE Cases (FFY Monthly Average)	32,642
CSE Collections (FFY Total)	\$60,773,950
Family Independence Temporary Assistance Program (FITAP)	
FITAP Recipients (FFY Monthly Average)	621
FITAP Benefits (FFY Monthly Average)	\$96,117
FITAP Benefits (FFY TOTAL)	\$1,153,401
Kinship Care Subsidy Program (KCSP)	
KCSP Recipients (FFY Monthly Average)	349
KCSP Benefits (FFY Monthly Average)	\$141,368
KCSP Benefits (FFY TOTAL)	\$1,696,418
Supplemental Nutrition Assistance Program (SNAP)	
SNAP Recipients each month, on avg. (FFY Monthly Average)	99,803
SNAP Benefits Issued (include EA) in FFY 2022 (FFY Monthly Average)	\$24,785,060
SNAP Benefits Issued in FFY 2022 (FFY TOTAL)	\$297,420,721
SNAP Emergency Allotments Issued in FFY 2022 (TOTAL)	\$100,709,960
SNAP Applications Processed FFY 2022	58,583
Population percentage receiving SNAP in FFY 2022	19.1%
SNAP Economic Impact FFY 2022	\$458,027,910

Louisiana Department of Children and Family Services Economic Stability, Child Welfare, Child Support Enforcement, and DDS Offices Shreveport Region 8



DCFS Offices Breakdown	
Program Office CW:	1
Program Office ES:	2
Program Office CW/ES:	2
Program Office CW/ES/CSE:	2
Program Office DDS:	1
Total DCFS Physical Office Locations: 8	

*Parishes labeled in red and white denotes no DCFS Office(s) in that Parish.

383 Full-Time jobs in Shreveport Region

MARCH 2023

THIBODAUX REGIONAL DATA



Ascension, Assumption, Lafourche, St. Charles, St. James, St. John and Terrebonne Parishes

Child Welfare

Reports of Suspected Abuse/Neglect (FFY Total)	4,229
Child Protection Investigations (FFY Total)	1,725
Families Served in FS (FFY Total)	205
Children Served in FC (FFY Monthly Average)	464
Children Served in FC (FFY Total)	748
Youth Served in EFC (FFY Total)	41
Children Reunited with Family (FFY Total)	150
Children Adopted (FFY Total, as announced)	94
Newly Certified Foster Homes (FFY Total)	48
Substance Exposed Newborn Investigations (FFY Total)	141
Substance Exposed Newborn Victims (FFY Total)	144

Family Support

Child Support Enforcement (CSE)

CSE Cases (FFY Monthly Average)	20,259
CSE Collections (FFY Total)	\$43,281,865

Family Independence Temporary Assistance Program (FITAP)

FITAP Recipients (FFY Monthly Average)	266
FITAP Benefits (FFY Monthly Average)	\$41,424
FITAP Benefits (FFY TOTAL)	\$497,091

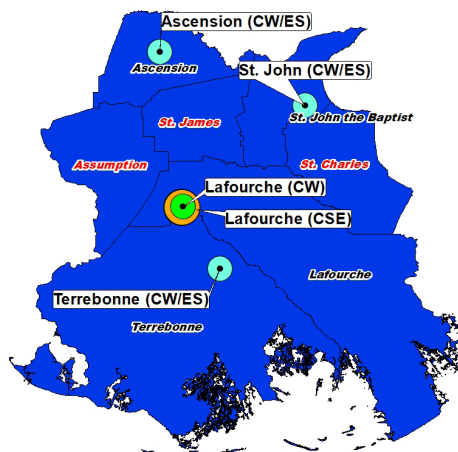
Kinship Care Subsidy Program (KCSP)

KCSP Recipients (FFY Monthly Average)	151
KCSP Benefits (FFY Monthly Average)	\$61,165
KCSP Benefits (FFY TOTAL)	\$733,980

Supplemental Nutrition Assistance Program (SNAP)

SNAP Recipients each month, on avg. (FFY Monthly Average)	70,277
SNAP Benefits Issued (include EA) in FFY 2022 (FFY Monthly Average)	\$17,342,065
SNAP Benefits Issued in FFY 2022 (FFY TOTAL)	\$208,104,786
SNAP Emergency Allotments Issued in FFY 2022 (TOTAL)	\$67,382,404
SNAP Applications Processed FFY 2022	40,521
Population percentage receiving SNAP in FFY 2022	15.4%
SNAP Economic Impact FFY 2022	\$320,481,370

Louisiana Department of Children and Family Services Economic Stability, Child Welfare, Child Support Enforcement, and DDS Offices
Thibodaux Region 4



DCFS Offices Breakdown	
Program Office CW: 1	
Program Office CSE: 1	
Program Office CW/ES: 3	
Total DCFS Physical Office Locations: 5	

*Parishes labeled in red and white denotes no DCFS Office(s) in that Parish.

215 Full-Time jobs in Thibodaux Region